



TEXAS EQUIPMENT



World's 1st 3D Wheel Aligner for Multi-Axle Trucks, Buses & Trailers

Exporting to
60 countries

- * One shot Runout comensation of all 5 axles
- * One shot Caster swing for twin steer axles
- * Ideal for all workshops, type shops & OEM end of line requirments



International PATENT
including USA

WELCOME TO THE FUTURE in Multi-axle Alignment
Measures all **6** axles under **3** min.



Models : JUMBO 3D Super 6A
JUMBO 3D Super 5A
JUMBO 3D Super 3A

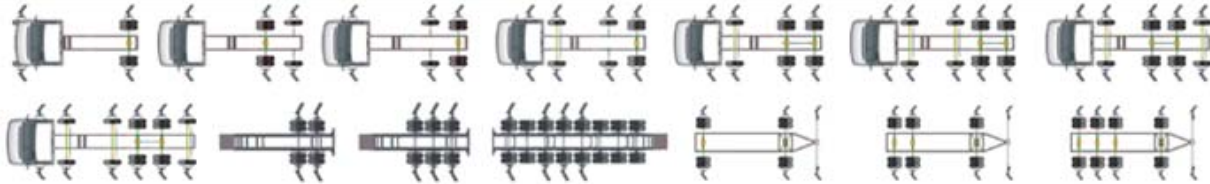


**One shot Runout Compensation of all 6 axles
No Pushing / No Lifting**

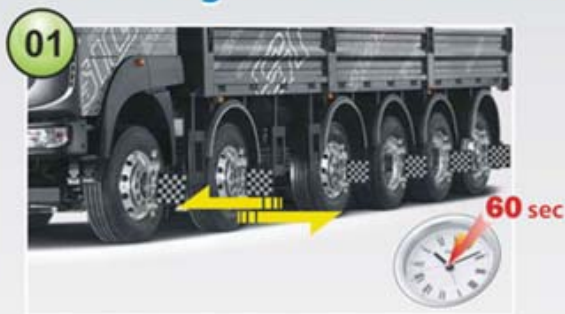


- One shot Runout compensation of all 6 axles by driving the vehicle
- One shot caster swing for twin steer axles
- Quick results, high productivity
- More number of alignments per day

Any type of Axle Assembly for TRUCKS, TRAILERS & FULL TRAILERS



Get Alignment results of all 6 axles under 3 minutes



One shot Runout Compensation



One shot Caster swing of twin steer axles



All results in one screen



2 min 50 sec

Model :  **Jumbo 3D OPTIMA**



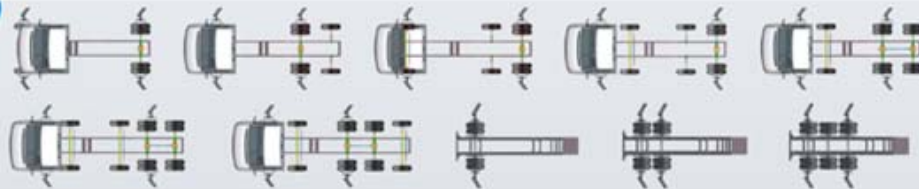
 Windows 10 IoT

Easy Runout within 1 minute
No Pushing / No Lifting



- Runout of all 6 Axles by driving the vehicle
- All measurements within 3 mins for 2 axles
- Quick results, high productivity
- More number of alignments per day
- Sequential alignment of multi axles

Any type of
Axle Assembly for
TRUCKS & TRAILERS



Salient Features

	JUMBO 3D Super 6A	JUMBO 3D Super 5A	JUMBO 3D Super 3A	JUMBO 3D Optima
Suitable for alignment of Buses, Trucks, Dolly, Trailers & Cars	✓	✓	✓	✓
Compatible with Multi-axles (up to 16 wheel vehicles)	✓	✓	✓	✓
Simultaneous alignment of Vehicles	6 Axles	5 Axles	3 Axles	2 Axles
Sequential alignment of 6 axles	X	X	X	✓
Simultaneous alignment of Trailers up to 8 axles in reverse parking by 2 steps	✓	✓	X	X
Simultaneous alignment of Trailers up to 3 Axles in forward parking & reverse parking	✓	✓	✓	X
Sequential alignment of Trailers up to 3 axles by reverse parking	X	X	X	✓
Export option for Data manager reports	✓	✓	✓	✓
Power failure data protection (Resuming of current job in which stage the power failure happened)	✓	✓	✓	✓
Display of Toe in "deg. min"/"deg." / "mm"/ "inch" & other angles in "deg." / "deg. min"/deg. fraction (1/2)	✓	✓	✓	✓
Drive Through option	X	✓	✓	✓
Upgradation to models	X	6A	5A & 6A	5A & 6A
Camera coverage (Camera to last Target plate)	19 m	19 m	19 m	13 m
Multiple steer axle (front)	✓	✓	NA	✓

Parallelism Adjustment



Alignment of Front twin steerable axles

Thrust / Scrub Angle Adjustment



Alignment of Rear multi axles



Innovative Image Processing Technology



Jumbo 3D uses latest, innovative, digital-imaging technology by deploying digital camera system for data-acquisition. High resolution digital cameras operate with intelligent software & capture seamless images of targets

One Shot Caster swing for twin axles



- Caster swing can be performed for twin steer axles simultaneously
- 4 nos Rotary plates supplied as standard accessory
- No need to remove and refix the targets for each axle

No Electronics on wheels



- Compared to other International brands
- No expensive service bills due to accidental drop of electronic sensors
 - No sensor calibration issues
 - No battery discharge issues
 - No RF interference
 - Compact and light weight

Chain Block with Ratchet (Rear single axle adjuster)

- Useful tool for Thrust / Scrub angle adjustment.
- Precise adjustment in quick time.
- Saves considerable time and energy.



Universal Wheel Bracket



Suitable for 12" – 24" rim diameter.



Outer : 16" – 24"

Inner : 12" – 20"

OPTIONAL
Wheel Bracket adapter upto 30"



Tubeless Rim & Alloy Rim
Tube Rim & Flat Rim
Double end rim locking pins for operating on steel and alloy wheels



Universal pin adaptor serves as extender for using the pins for protruding rims

Smart Support without Internet

Tablet operation

Highly user-friendly Wi-Fi enabled Tablet & Mobile device to display alignment results & to operate PC from Alignment bay. Avoids multiple trips to PC console.



Technical Specifications

Measurement parameters	Range	Accuracy
Camber (Front / Rear)	± 15° 00'	± 00° 02'
Caster	± 28° 00'	± 00° 05'
Kingpin Inclination	± 25° 00'	± 00° 05'
Toe (Front / Rear)	± 20° 00'	± 00° 02'
Total Toe	± 40° 00'	± 00° 04'
Setback (Front / Rear)	± 25 mm	± 2 mm
Scrub / Thrust angle	± 10° 00'	± 00° 02'
Runout	± 10° 00'	± 00° 02'
Included angle	± 40° 00'	± 00° 05'
Track width	Actual	± 2 mm
Power supply	230V AC, 50Hz / 110V AC, 60Hz	
Power	250W	
Operating temperature	0° - 50°C	



Accessories - Scope of supply

		JUMBO 3D Super 6A	JUMBO 3D Super 5A	JUMBO 3D Super 3A	JUMBO 3D Optima
	Wheel brackets(12"-24")	12 Nos.	10 Nos.	6 Nos.	4 Nos.
	Target plates	12 Nos.	10 Nos.	6 Nos.	4 Nos.
	Rotary plates (7 ton) with Spacers	4 Nos.	4 Nos.	2 Nos.	4 Nos.
	Steering lock	1 No.	1 No.	1 No.	1 No.
	Brake pedal lock	1 No.	1 No.	1 No.	1 No.
	PC console with Windows 10 IoT, Key board & Mouse	1 No.	1 No.	1 No.	1 No.
	LED monitor (21.5") HDMI / DP interface	1 No.	1 No.	1 No.	1 No.
	LED monitor secondary (21.5") HDMI / DP interface	1 No.	1 No.	1 No.	Optional
	Wheel stoppers	2 Nos.	2 Nos.	2 Nos.	2 No.
	Truck alignment & Data manager software	1 No.	1 No.	1 No.	1 No.
	Target stands	3Tx4 Nos	3Tx2 Nos 2Tx2 Nos	3Tx2 Nos	Optional
	Chain Block with Ratchet (Rear single axle adjuster)	1 No.	1 No.	Optional	Optional
	Steering lock (LCV)	1 No.	1 No.	1 No.	1 No.
	Brake pedal lock (LCV)	1 No.	1 No.	1 No.	1 No.
	Front target plate extension spacer 150 mm long	6 Nos.	6 Nos.	6 Nos.	4 No.
	Adaptor for rim locking pins	48 Nos.	40 Nos.	24 Nos.	16 Nos.



		JUMBO 3D Super 6A	JUMBO 3D Super 5A	JUMBO 3D Super 3A	JUMBO 3D Optima
	Wheel bracket extension adaptors upto 30"	48 Nos.	40 Nos.	24 Nos.	16 Nos.
	Rotary plate ramp	6 Nos.	6 Nos.	2 Nos.	6 Nos.
	Frame reference gauge	1 No.	1 No.	1 No.	1 No.
	Frame offset gauge	1 No.	1 No.	1 No.	1 No.
	Tyre dia guage	1 No.	1 No.	1 No.	1 No.
	Drawbar gauge (Full trailer)	1 No.	1 No.	1 No.	-
	4 shaft calibration kit	1 No.	1 No.	1 No.	1 No.
	Extension spacer (600 mm) for Drive Thru' calibration kit	4 Nos.	4 Nos.	4 Nos.	-
	Double end rim locking pins (Steel rims)	48 Nos.	40 Nos.	24 Nos.	16 Nos.
	Double end rim locking pins (Low profile Steel rims)	48 Nos.	40 Nos.	24 Nos.	16 Nos.
	Double end rim locking pins (Long bolt rims)	48 Nos.	40 Nos.	24 Nos.	16 Nos.
	CVT (Constant voltage transformer) 1KVA	1 No.	1 No.	1 No.	1 No.
	Drive Thru' kit	1 No.	1 No.	1 No.	-
	Printer	1 No.	1 No.	1 No.	1 No.



Can be **UPGRADED** from Simultaneous alignment of 5 axles to 6 axles at a time.



Car Kit (Optional)

	Rim locking pins (for Runflat tyre rims & Fancy disc)	- 16 Nos.
	Car alignment & Vehicle data software	- 1 No.
	Wheel stopper	- 2 Nos.

Jumbo 3D SUPER